




Year 1 – Home Learning Week 7



Mrs Carey

Hello everyone, I hope you all had a wonderful holiday? I have spent time going on long walks and have enjoyed our nice weather. I have also been looking after my new strawberry plant! I bought it when it was very tiny and now it's getting really big! No real strawberries on it yet, just little buds, so you will have to wait a little bit longer to see them. I miss you and I make a wish everyday that we will see each other really soon. Take care, love from Mrs Carey x



Mrs Loughran

Hi everyone, I hope you're all well and staying safe. I'm, sure you've been busy doing lots of different things.

I have been on lots of walks with my little dog Ross. I'm also knitting a blanket to keep me warm during the winter months! I'm looking forward to seeing you all soon, take care, lots of love Mrs Loughran x



Mrs Russell-Dunn

Hey guys.

I've been out walking with my children and the dog. We have been exploring and finding places that we've not been to before!

Also, we went rock pooling at Scarlett and I found a fossil as big as my foot! Have a look at my pictures to see it!

I hope you're all well, I can't wait to see you soon x



Miss Forrest

Hi guys!

Over the TT holidays we have had lots of adventures. We had a lovely walk in Bishopscourt Glen, played in the arboretum and also went to the Wildlife Park! Marnie and Teddy both loved the monkeys! We also made a bench for the garden.

I hope you all had a lovely holiday and I can't wait to see you soon! x



**This term we will be focussing on CREATURES.
Watch Miss Dudley's 'From Caterpillar to Butterfly' video and complete the tasks.**

Miss Dudley

Hello everyone! I have been very busy over the half term holidays going on lots of adventures around the Isle of Man. I have explored lots of glens, seen lots of beautiful sights and climbed very windy hills! I've been on lots of bike rides, and some even finished with a picnic, yum! My mum and me have 'up-cycled' garden pots by spraying them, so now they all match! I can't wait to hear what you've all been up too!

Miss you lots, see you soon x



Watch this silent story video:
<https://www.youtube.com/watch?v=-X3Py9naAp0>

Then complete the literacy tasks.

Use the root word + ing to make a new word.

Root word	+	ing	New word
fly	+	ing	flying
open	+	ing	
turn	+	ing	
read	+	ing	
look	+	ing	
watch	+	ing	
twirl	+	ing	
soar	+	ing	
flutter	+	ing	

Can you create two of your own?


	+	ing	
	+	ing	



Can you draw your own representation of these adjectives (describing words) in each box?

beautiful	soft	delicate	bright
pretty	long	fragile	gentle
thin	vivid	colourful	spotted
striped	light	small	large
lovely	patterned	swift	quick
soft	insect	silent	peaceful

The book opened and the butterflies flew up, up, up into the sky. They had wings of all different colours. Some butterflies were bright yellow, some butterflies were brilliant blue and some butterflies had beautiful emerald green wings. There were large butterflies and small butterflies. There were butterflies with spots, some with stripes and even some with pretty patterns. They twirled, fluttered and flapped their paper wings before coming to rest in the big tree.



Read the text to help you write your own description.

Change time:

What would happen if lions and tigers came out of the book?

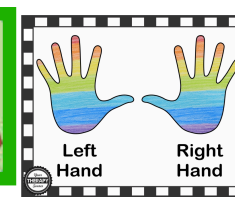
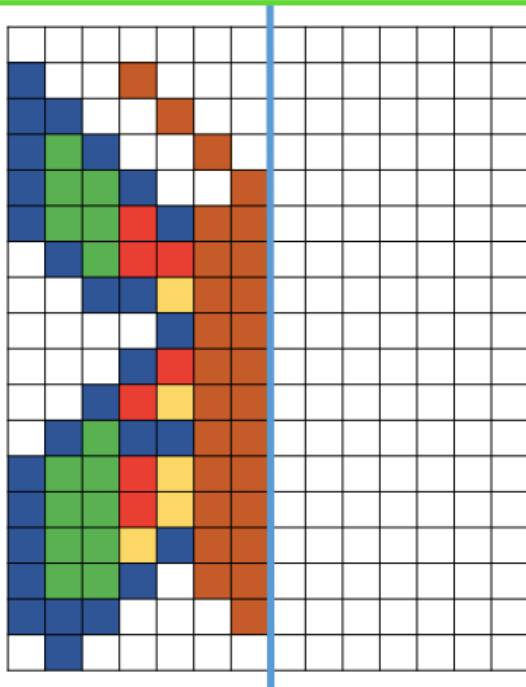
Write your own story about this.



Can you draw your own symmetrical butterfly?




Can you complete the symmetrical butterfly reflection?



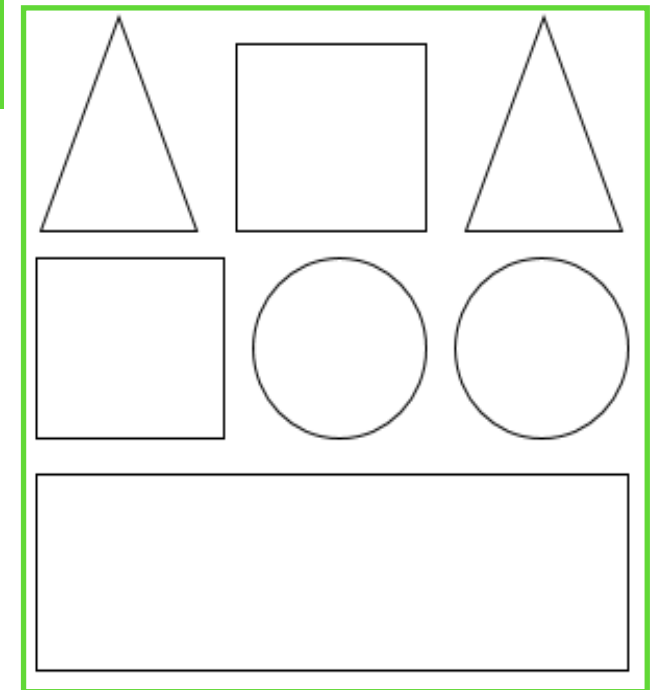
Starter: Number Hangman
Miss out some numbers in a sequence. Ask your child to complete the sequence. 1, ., 3, 4, ., 6, 7, ., 9, 10

Language and Questions:
Symmetry means the exact SAME on both sides.
Count boxes and match from the middle line.
Position: up, down, left, right.

Use this grid to create you own symmetrical picture or pattern:



How many different ways can you describe the position of the 2p coin?



The pink doughnuts are on the left.

The pink doughnuts are in the middle.



Who is correct?
Explain how you know.

Follow the instructions, in order, to complete the picture above:

- The circle in the middle is blue.
- The circle on the right is red.
- The shape up from the right circle is green.
- The shape down from the circle is green.
- The square to the left of the green triangle is red.
- The four-sided shape up from the rectangle is blue.



The name for a group (collective noun) of butterflies is a kaleidoscope.

Can you match the pictures with the correct collective noun.



Pod

Dazzle



Bloat

Prickle



Pride

Tower



Waddle

Herd



Complete this butterfly experiment with an adult:

<https://theeducatorsspinonit.com/caterpillar-to-butterfly-science-activity-with-balloons/>




You will need:
Bottle
Balloon
Sharpie
Vinegar
Baking Soda
Funnell
Spoon
Safety Goggles

Please be very careful and stand away from the bottle near the end.

Watch this video - <https://www.bbc.co.uk/bitesize/clips/zxcmp39>

Can you describe the lifecycle of a butterfly using the diagram below?

Or create your own diagram to show this!





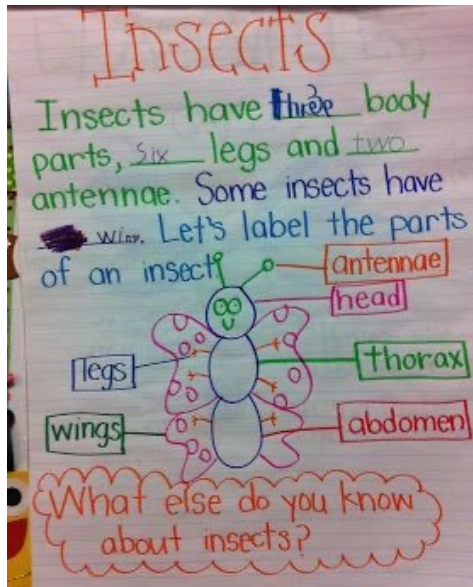
Create a concertina butterfly.



Create a butterfly mask.



Use books or the internet to create your own fact file for your favourite insect.



Create a paper chain of butterflies or another creature.





























Create a collage of the creatures you imagined coming out of the book.

Use different materials if you can.



Treasure Hunt

Find the treasures, then use them to inspire you to write a story or a poem!

Something to do with outer space 	Something you can eat 	Something you can read 	Something made of metal 	Something to do with monsters 	Something square shaped 
Something star shaped 	Something with a number on 	Something a superhero would wear 	Something with lots of numbers on 	Something to write with 	Something a snowman would wear 
Something that grows 	Something a cowboy would wear 	Something you can put on your head 	Something that could go in a sandwich 	Something a pirate would wear 	Something with a letter on it 
Something you use in the shower 	Something triangle shaped 	Something with a flag on it 	Something used to play sport 	Something hexagon shaped 	Something to do with dinosaurs 
Something a builder might use 	Something smooth 	Something you can open 	Something to measure things with 	Something rough 	Something you can see through 