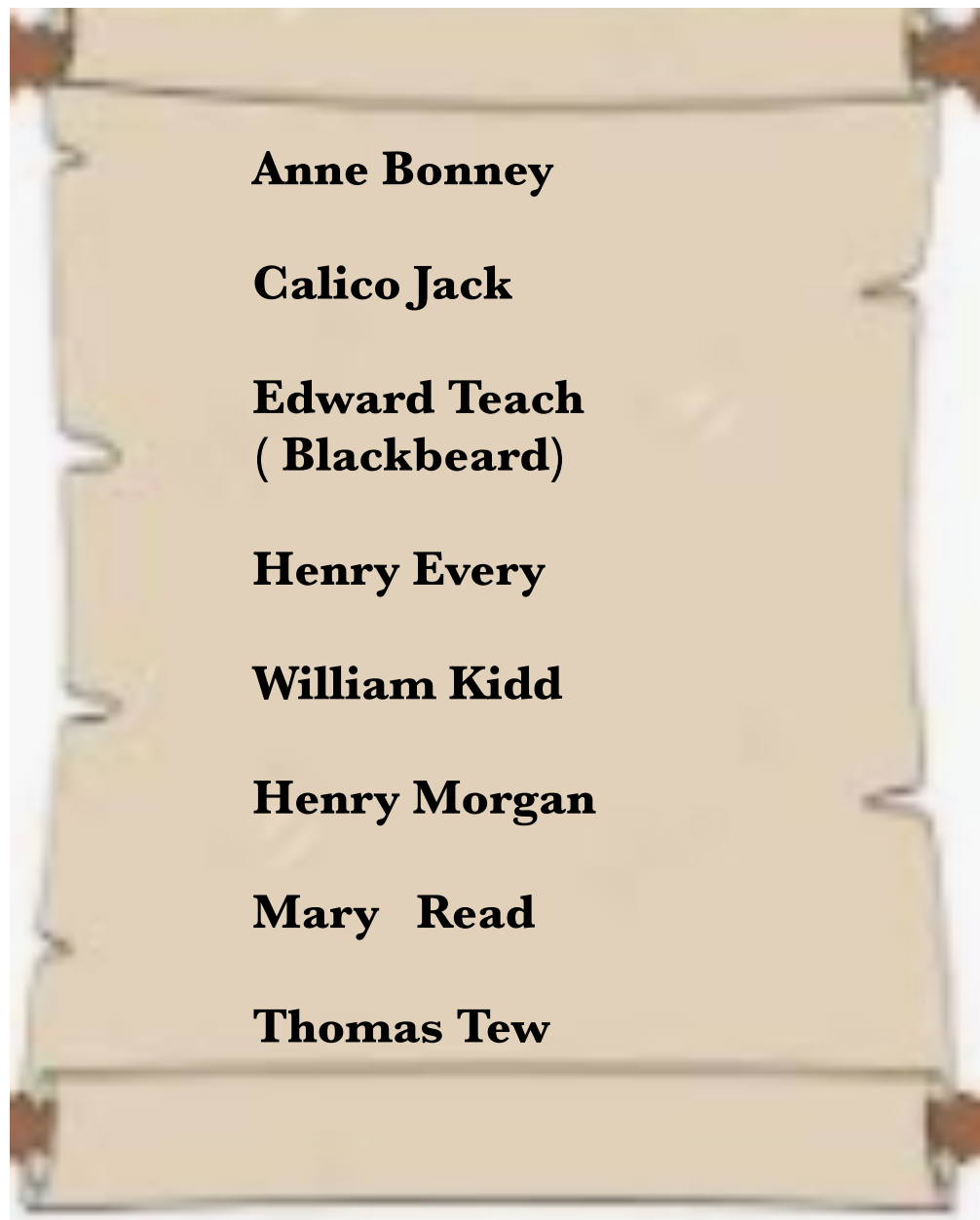


FAMOUS PIRATES Become an expert about one of the following pirates.


Make a thinking map about your chosen swashbuckler.

You could also make a life timeline to show key events.

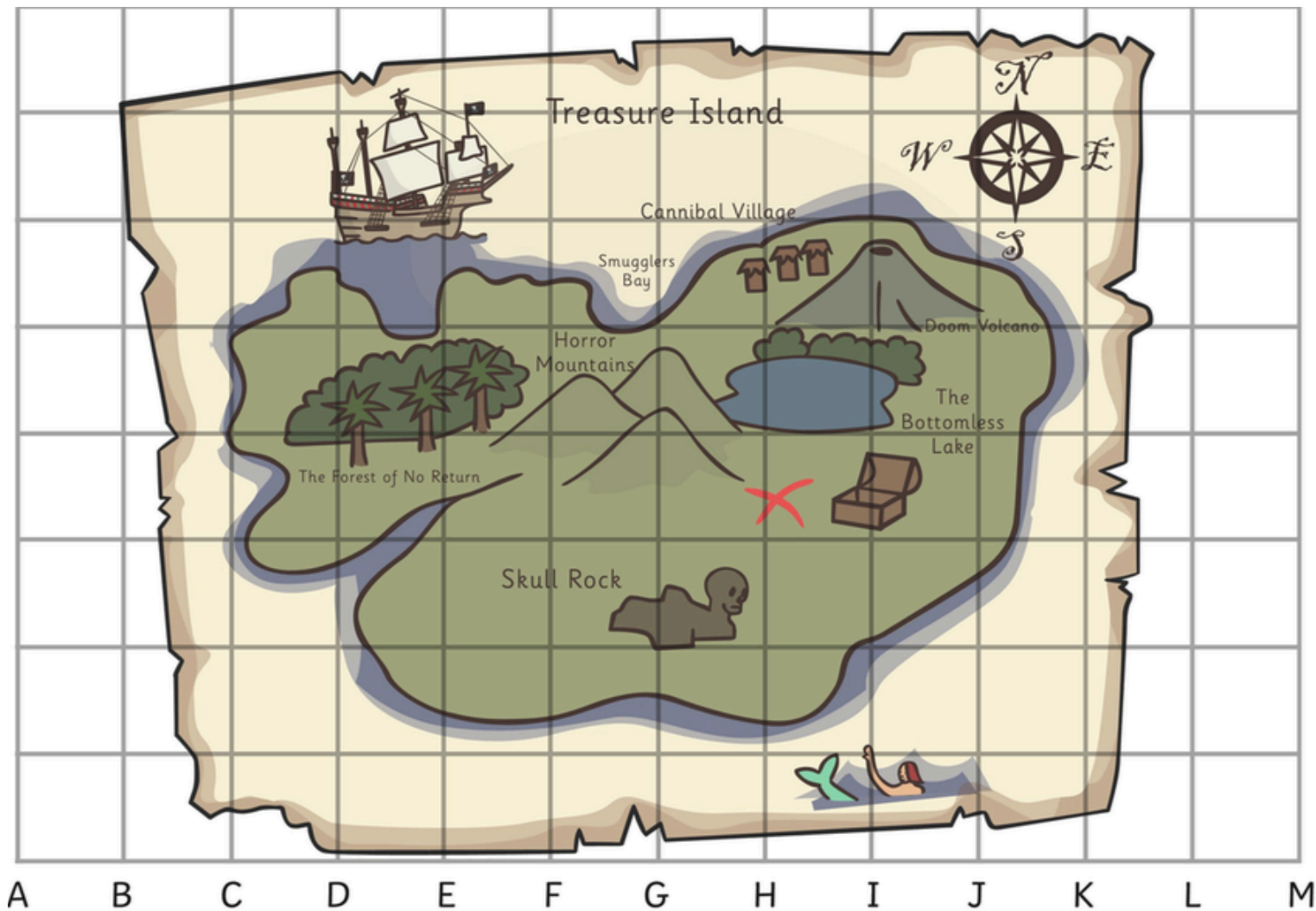


Sir Francis Drake - Was he a pirate? Find out about this man and explain why some people say that he was a pirate.

Remember to put **for kids** after the subject when you search on-line. For example :

 famous pirates for kids

A TREASURE MAP



This map includes a compass, physical landscape features such as trees, mountains, and a lake, but you could include buildings, too.

The island also has been named as Treasure Island.

It is important to include X, which marks the spot where the treasure is buried.

The map also includes a grid to help find the treasure.


1) What is the grid reference of the treasure on this map?

2) If you started at (D,0) where would you need to go to get to the treasure? Use the compass to direct you to North, South, East and West.

3) From the pirate ship, which direction would they need to travel to get to the X treasure spot?

4) Could they travel in a different direction to avoid going over the mountains? Which would be the easiest route?

Now make your own map. Remember to include lots of features, and the important X marks the spot!



What is in the chest?

Think about what you might find in the treasure chest, if could be jewels or coins, but there could be a few surprises!

Draw pictures around the chest .

Then write a paragraph to describe your treasure.

