



Y2 Home Learning Pack - Week 5



Year 2's challenge of the week!



Happy Hearts



Over the past few weeks, people all over the island have been doing amazing things to keep people smiling. For example, there have been rainbows on people's windows, Bob Corkish has raised thousands for Noble's Hospital, and the Isle of Man have made special stamps. The time we are now living in will become famous history.

Can you choose a plain old t-shirt or tea towel with your adult that you can design using felt tips? You can keep your t-shirt or tea towel as a memory of this extraordinary time when everyone was apart but were there for each other!

Wherever they throw us we will stand together!



You could even add a Manx flag onto your design!





My Year 2 Learning

Please ask your child to answer the following questions. Their answers will be added to their end of year report.

Please email your child's responses to HBNequiries@sch.im



Here are a couple of examples from last year:

1. I enjoyed Year 2 because...

2. My favourite subject is ...

3. My favourite topic was... because...

Please choose from the following options:

Adventure - Our role play area was a camping area! We visited Silverdale Glen and played Pooh Sticks, made dens and drank hot chocolate! We learned the story of Where the Wild Things Are. We imagined we could live or go anywhere, and have any animal as a pet! We learned about different continents around the world!

Winter Wonderland - Our role play area was an igloo! We learned about Christmas! We watched and retold the story of Edgar the dragon from the Christmas John Lewis advert! We learned about Antarctica and Climate Change. We made News videos to talk about how we can save Antarctica!

Disney - Our role play area was Buzz Lightyear's space rocket! We learned about Walt Disney, and retold stories like Monsters Inc. We also visited the House of Manannan to learn about toys! We designed and made our very own animations!

Roald Dahl - Our role play area was George's medicine-making kitchen! We read and learned about The Twits, we wrote a poem based on George's Marvellous Medicine. We learned about some of Roald Dahl's famous quotes and even wrote compliments about our friends to help positivity 'shine out of our face like sunbeams'.

4. My favourite memory of Year 2 is...

5. In Year 2 I am proud of achieving ... and in Year 3, I want to get better at...

6. When I grow up, I want to be...

My Learning

I have loved Year 2 because my teachers were so fun! My favourite topic was Disney because I loved learning facts about Walt Disney. I am proud of helping other people whilst in Year 2, especially when we did Beach Buddies because we helped the animals. My favourite subject is Maths because I am good at it and I want to improve on it even more in Year 3! When I grow up I want to be a footballer.

My Learning

I have loved Year 2 because I learned lots! My favourite topic has been Animals because I love them. The best memories of Year 2 was going to the cinema and receiving GROW awards. I was so proud of myself! This year I have really enjoyed reading and I have got better at it. Next year I would like to practise reading even more because I like reading books with my friends. When I grow up I want to be a vet.

Week 5 - Revisiting key skills

Maths on the Move




This week, we thought we would mix things up a bit and give you a range of active Maths activities to choose from where you can practise key Y2 skills.

We would love to see photos/videos of you doing any of these tasks! Send them to HBNenquiries@sch.im

This week's Mental and Oral Game:

Jog on the spot and count down from e.g. 100 to 0.



Halving Hot Potato!

With an adult, get a ball (or any soft object) to represent a 'hot potato'. Pass it to each other and each time you catch the ball, the other player must give you a number to halve...but be quick with your answer to pass it back to the adult! The 'potato' is hot!
Now try the same game but with doubling!

Maths on the Move Links

Count to 100 - <https://www.youtube.com/watch?v=0TgLf3PMOc>

Count by 5s - <https://www.youtube.com/watch?v=amxVL9KUmq8&t=118s>

Count by 2s - <https://www.youtube.com/watch?v=wMfAtlz-VJE>

Months of the Year - <https://www.youtube.com/watch?v=bp4365To2I8>

Soggy Subtraction! - For this you will need chalk and a water pistol

In your garden or a safe space outside, write numbers on paving using chalk. Ask your adult to give you a number sentence e.g. $17 - 5$. Squirt water on the answer!



Active Addition!

Ask your adult to place number sentences on post-it notes/small pieces of paper around the house. Can you answer them all? How long did it take you?

Move It Multiplication!

Count in 2s, 5s or 10s while doing star jumps!

How many handles?

Count how many handles you have in your house! They could be on doors, cupboards, windows etc. You could make a tally to help you keep count!



Shape searching!

Create a tally table for 3D or 2D shapes. Find as many 3D/2D shapes in your house! Which is most/least common?



Twister Time!

Use either your Twister mat, or create your own using pieces of paper as the spots. Place numbers up to 20 on each spot. Ask your adult to give you an instruction e.g. Place your right foot on the number bond of 14!

Bonkers Bowling!

Create ten pin bowling using recycled bottles/cartons. Place numbers 1-10 on each pin. Each pin is worth the number on it. E.g. If you knock over pins 1, 3 and 6, your score would be $1+3+6=10$! Add up your score each time! Can you beat your score?



Counting Cards!

1. Get a deck of cards or UNO cards and remove any cards without numbers on.
2. Spread them across the floor face down.
3. You must have one hand behind your back and pick up one card at a time. Place each card in a (e.g) bowl until the timer runs out (you can set any time limit you like).
4. Add up the amount of points you have by adding the numbers on the cards in the bowl!
5. Swap over! Can the other player beat you?

Listen to the story here before you begin!



<https://www.youtube.com/watch?v=69K2IZ1A1ZU>



Time connectives **Adjectives**
(just then, suddenly)

Full stops **Capital letters**


Finger spaces **Read it again**

Animal Alphabet

Starting with the letter A, see if you can write down the name of an animal for each letter of the alphabet.

The first one has been done for you!

A for Aligator
B for ...



LITERACY

After reading 'The Ugly Five', see if you can re-write your own version of the story, but this time choose one of the following titles to base your story on.



The Big Five



The Little Five



The Shy Five



What will happen in your story?
Will there be good and evil characters?
Will it be a happy ending like The Ugly Five?

← Try and refer to the Success Criteria when writing your story!



Choose your favourite story book that you have read this week. Complete the following tasks:



- Design a 'wanted' poster for the main character in the story.
- Draw a large picture of one of the settings used in the book. Label everything in the picture, using words and phrases from the book.

Phonics

Re-write these 'sick sentences' so that they make sense and include the correct punctuation.

- we go to school on the bus
- i read a book in my bed
- can we go to the park today
- look at all of the candles on that cake
- where has my coat gone

Can you add an adjective to each sentence?

Challenge List Making!

Write a list of things that make you happy, things you're grateful for or things you are good at.

You could use bullet points or numbers to form your list.





I can classify animals into specific groups.
There are many different animal classes and every animal in the world belongs to one of them.



The **five** main animal groups are:

Amphibians - live on land and in water. They lay their eggs in water.

Fish - live in water. They have fins instead of legs and gills instead of lungs. They lay their eggs in water.

Birds - have a beak, wings, feathers and 2 legs. They lay

Find out more about animal groupings here:

<https://www.bbc.co.uk/bitesize/topics/z6882hv>

Reptiles - have scales and are cold blooded. This means that they cannot keep warm by themselves and need to be in a warm place. They lay their eggs on land.

Mammals - usually have hair or fur. Mammal babies are born alive. The mothers feed their babies milk. We are mammals.

After looking at the different animal groups above, see if you can sort the animals into the correct groups on the next two pages.

Fun game to play!

1. Set a timer on your phone for any choice of time and start it.
2. The first person holding the phone must choose the classification of animal (fish, bird, mammal, reptile or amphibian).
3. Each player must say an animal from the said classification (e.g. if fish was chosen, the player could say shark).
4. As soon as they have said one, they can pass the phone to the next player (you must not repeat any).
5. When the timer rings, the player holding the phone is out!

Our Topic is...



Can you answer the questions to our animal quiz?

1. Name an animal that lives in Antarctica.
2. Name 5 animals that live in the sea.
3. Which is the tallest animal in the world?
4. Some animals sleep all winter and only come back out when it is warm. What is this called?
5. How do you know if an animal is a mammal?

Can you create your own animal quiz?

Abstract Animal Drawings

I use pencils, pastels and charcoal in my drawings.

Choose an animal you would like to focus on...

MATERIALS

- Paper
- Black marker/ pen
- Oil pastels/ colouring crayons/ felt tips

DIRECTIONS

1. Fold a piece of paper in half both ways. Trace folds with a pencil.
2. Draw a simple line drawing of an animal of your choice that fills up 3/4 of the paper.
3. Use a black marker to trace all the pencil lines.
4. Colour the animal and background with oil pastels or colouring crayons. The colours are to change whenever a line is crossed.



Let's Get Creative!

I can trace an image.

Place a toy in the sun to create a shadow on paper! Can you trace it? Design it with patterns and colours.



ICT

I can copy and paste an image.

On a computer or laptop, can you create your own information poster all about a Panda or Koala Bear?


















You could include:

- Subheadings
- Fun facts
- Pictures
- Questions - Did you know?

Sorting Animals

Sort these animals into the correct sets. Are they mammals, reptiles, amphibians, fish or birds?

| | | | | | |
|--|---|--|---|---|--|
|  |  |  |  |  |  |
|  |  |  |  |  |  |
|  |  |  | | | |

Fish

| | | |
|--|--|--|
| | | |
|--|--|--|

Reptiles

| | | |
|--|--|--|
| | | |
|--|--|--|

Birds

| | | |
|--|--|--|
| | | |
|--|--|--|

Amphibians

| | | |
|--|--|--|
| | | |
|--|--|--|

Mammals

| | | |
|--|--|--|
| | | |
|--|--|--|