

Literacy

Year 4/5 Home Learning- Week 4

How did you do last week? Do you have any pictures to send in to us?

Synonyms- Words with similar meaning.

The word SAID is over used.... How many other words can you think of in two minutes??

Now try the other words.



said

small

big

sad

nice

frightened

FOR EACH CHARACTER : Write a short diary entry from the point of view of each character .

Imagine you are the character.

Rock - when he first spots Paper.

Scissors - after the fight.

Paper - when she awakes and finds that Rock is in pieces,

Explain what has happened and how you feel

Remember to write in the first person: use I instead of he/she

For example,

Dear Diary , I was sitting on the cliff top when ...

Dear Diary, today I decided to defeat that ugly monster...

Dear Diary, I cannot believe that his head was on the floor...

Have a go at writing the story yourself.....
here are some suggestions.

Rock sat on top of the cliff, feeling extremely sad.

On top of a high cliff, sat a curled up boulder called Rock.

There was a gigantic rock perched on top of a cliff. Suddenly, it uncurled....



Here are some things to help you. xx

I have used...	
An interesting opening sentence /paragraph and introduced the main character and setting.	
DIALOGUE <ul style="list-style-type: none"> punctuated with speech marks "..." started a new line when a different character speaks put punctuation before the closing ." used interesting dialogue verbs; not said, said, said. linked dialogue with description of action so that it is not just a conversation. 	
Interesting words to create images to describe characters and places. Similes (like/as) or metaphors. (comparing without using the object's name)	
Fronted adverbials to begin sentences. (Before he began,)	
Time connectives - then, after that, meanwhile, suddenly, next, before, later,	
Casual connectives to join parts of a sentence - because, so, even though,	
Paragraphs (change of time, place, action)	
Described how characters are feeling about events/situations	
A strong ending	

Connectives (Conjunctions)

also	although	and
because	but	however
if	since	though
whenever	where	whether

FRONTED ADVERBIALS

Time

Today,
Yesterday,
On Monday,
After a short while,
In the blink of an eye,
Later,
Eventually,
Recently,
Early in the morning,
Punctually,
In June,
After dusk

Location

Over the mountain,
In the distance,
On the shore,
Outside the house,
Down the stairs,
Underneath the bridge,
Aboard the boat,
Around the corner,
Adjacent to the shop,
Far away,
Back in the room,
Under the sea,

Feelings

Anxiously,
In a flash,
Suddenly,
Nervously,
Curiously,
Joyfully,
Unfortunately,
Frantically,
Enthusiastically,
Wildly,
Courageously,
As fast as he could.



TIME CONNECTIVES



Moments later

Within seconds
From that point on
Later on

For many months

A day later
When
Following this

Maths: Co-ordinates and directions.

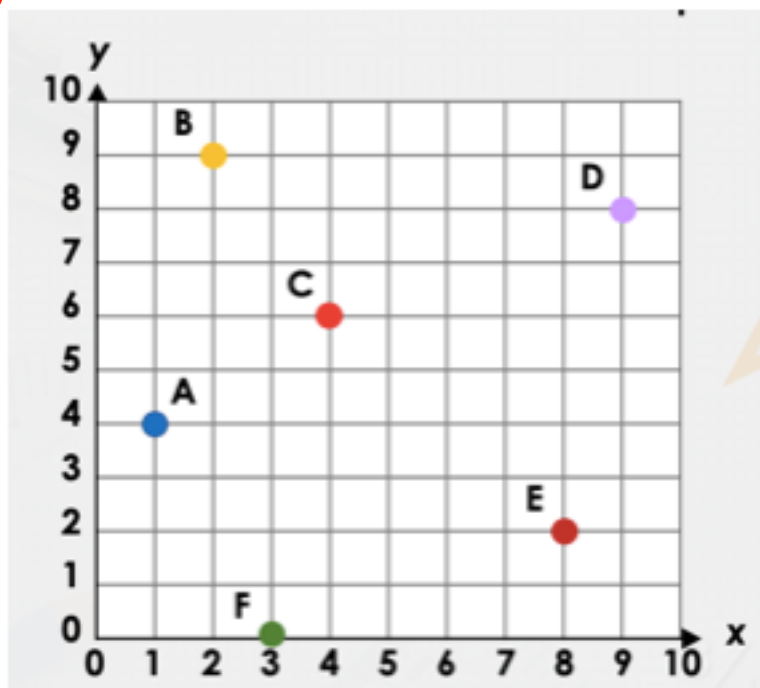
You can find a short clip about this :

<https://www.bbc.co.uk/bitesize/clips/z7qmpv4>

When we draw a grid each number is level with a line and does not sit in the middle of a square.

The line on the left is called the y axis and the line at the bottom is called the x axis.

- To read a coordinate (position) you move along the x axis to the **right** and stop at the line where the shape/object is.
- This number makes the first part of the coordinate (**1**,).
- Next move **up** the y axis and stop at the shape/object. Look at the number of that line and write it inside the bracket (**1**, **4**)
- Remember , you have to go along then up.
- Put a comma in between each number inside the bracket.



Tip: A good way to remember is; along the corridor and up the stairs!

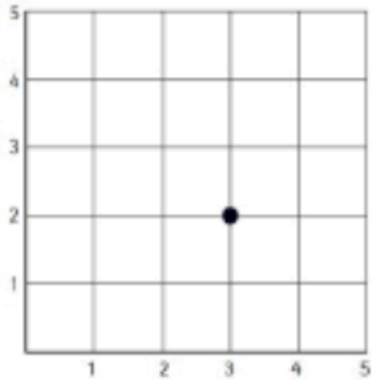
Here's
a
TIP



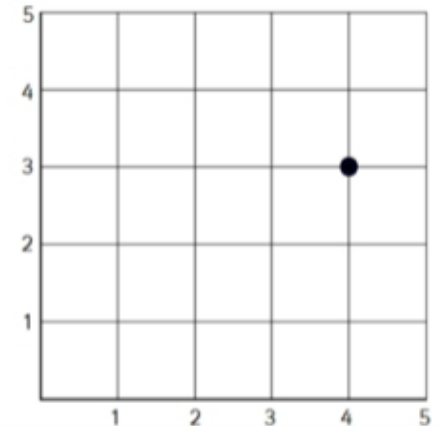
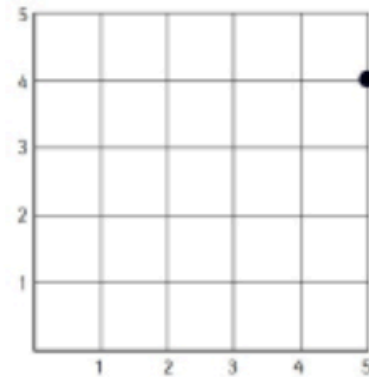
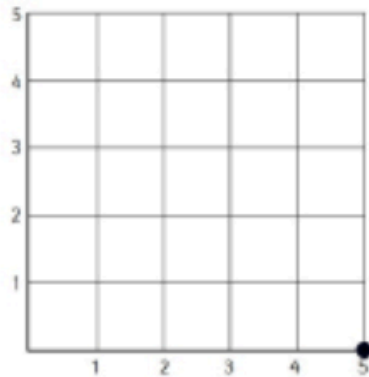
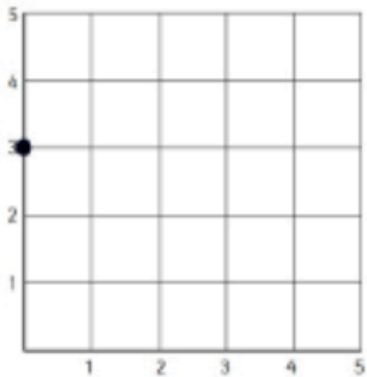
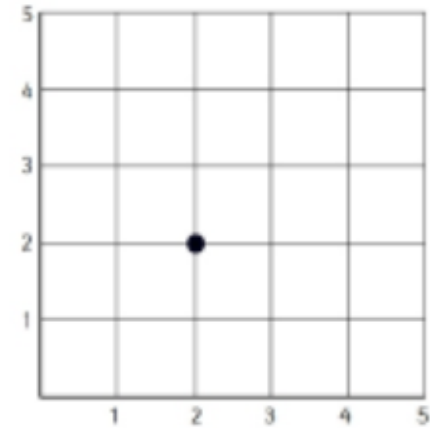
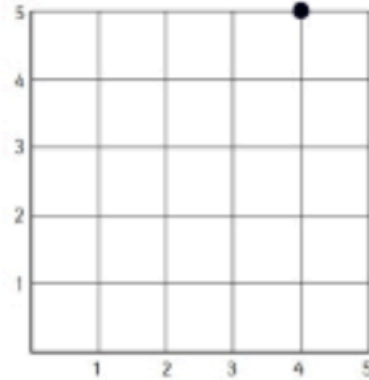
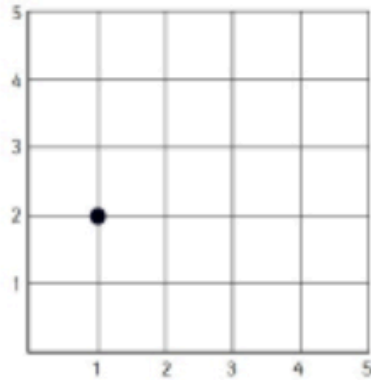
Have a go at this game:

<https://mathsframe.co.uk/en/resources/resource/469/Coordinates-Alien-Attack>

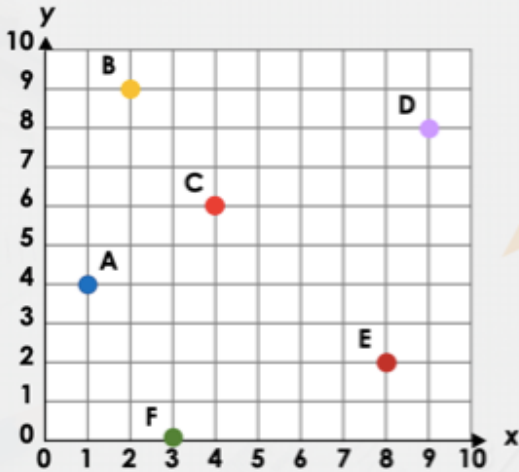
Now read some coordinates. Write the coordinate for each grid. The first one is done for you. Remember... along the corridor and up the stairs.



(3,2)



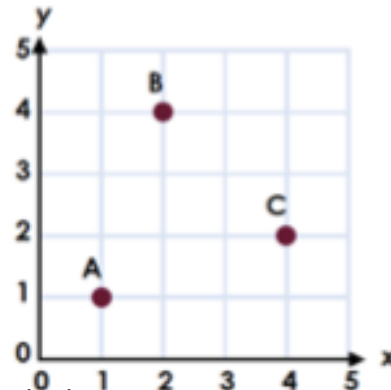
Are the coordinates of each point correct?



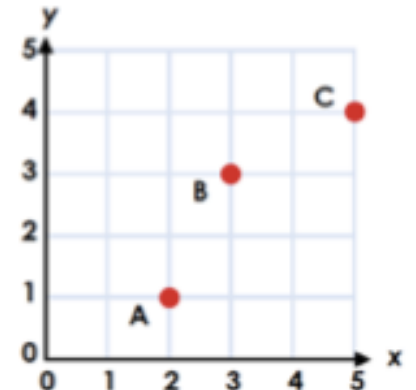
A = (1, 4)
B = (9, 2)
C = (4, 6)
D = (8, 9)
E = (8, 2)
F = (3, 1)

Now try this then complete the Describe Position questions. *

1a. I'm thinking of a coordinate. The value of x is between 2 and 5 and the value of y is between 1 and 3. Which coordinate could it be? Explain your answer.

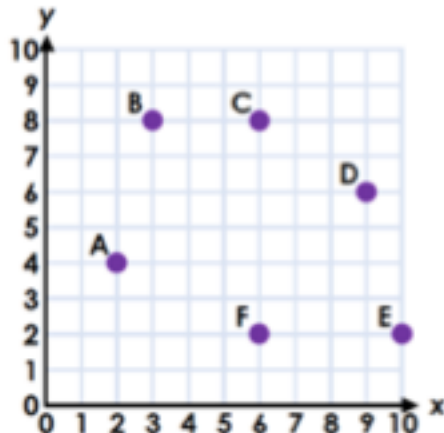


1b. I'm thinking of a coordinate. The value of x is between 2 and 4 and the value of y is between 3 and 5. Which coordinate could it be? Explain your answer.

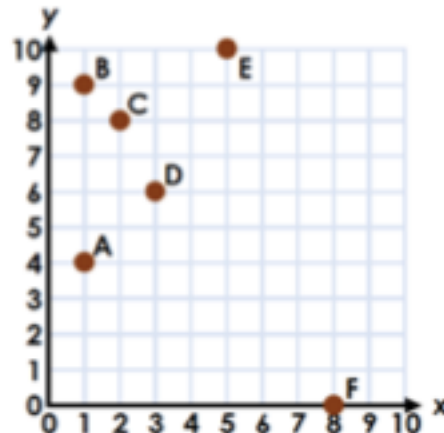


**

4a. I'm thinking of a coordinate. The value of x is between 3 and 6 and the value of y is between 7 and 9. Which coordinate could it be? Explain your answer.



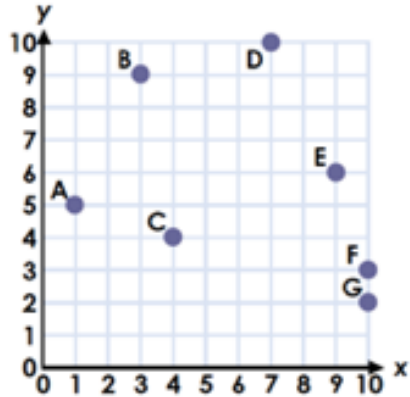
4b. I'm thinking of a coordinate. The value of x is between 2 and 4 and the value of y is between 3 and 6. Which coordinate could it be? Explain your answer.



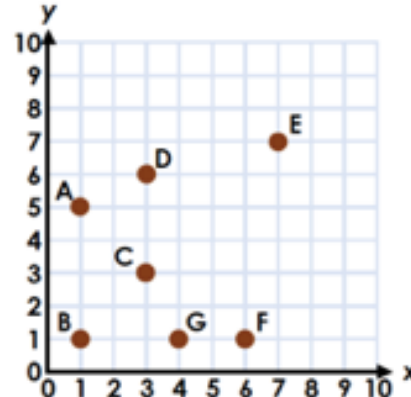
Can you explain your answer to someone else so that they understand too??

Can you challenge yourself to the *** questions?

7a. I'm thinking of a coordinate. The value of x is between 3 and 6 and the value of y is between 1 and 6. Which coordinate could it be? Explain your answer.



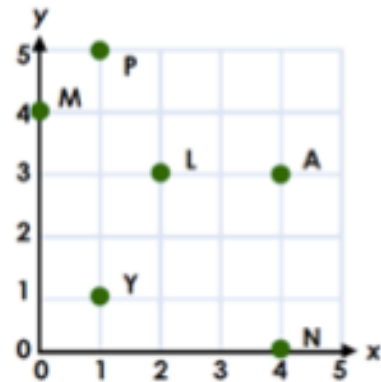
7b. I'm thinking of a coordinate. The value of x is between 0 and 5 and the value of y is between 4 and 7. Which coordinate could it be? Explain your answer.



Now have a go at these ones.

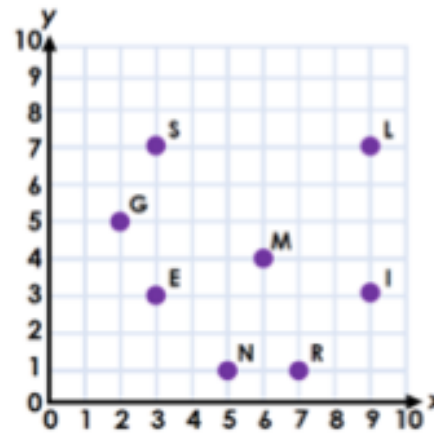
2a. Find the coordinates in order. What word do the letters spell?

(0, 4) (4, 3) (4, 0) (1, 1)



5a. Find the coordinates in order. What word do the letters spell?

(7, 1) (3, 3) (9, 3) (2, 5) (5, 1)

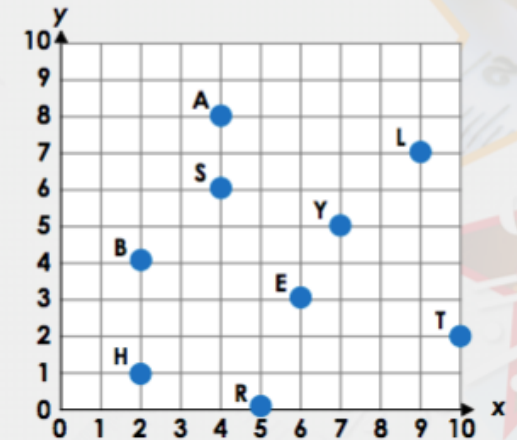


These co-ordinates spell a word... can you solve it?

Varied Fluency 2

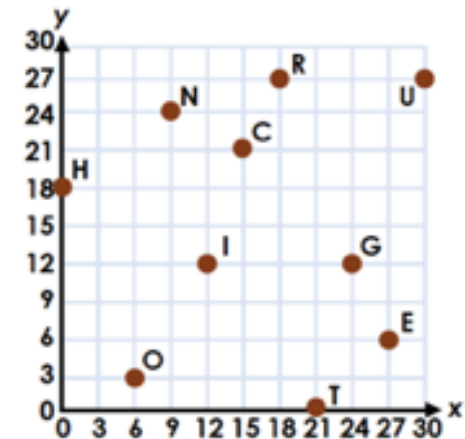
Find these coordinates in order. What word do the letters spell?

(6, 3) (4, 8) (5, 0) (9, 7) (7, 5)



8a. Find the coordinates in order. What word do the letters spell?

(27, 6) (9, 24) (6, 3) (30, 27) (24, 12) (0, 18)



Science: Sound continued....

Animal ears – position

Look at the pictures of animals. Discuss the following questions with a partner.

Why do you think animals prick up their ears?

Do animals move their ears in any other way?

Explain why you think this is.



Listen up!


I think animals prick up their ears because...

Animal ears – shape

Look at the pictures of animals. Discuss the following questions with a partner.

What do you notice about their ears?

Explain why you think their ears are this shape.
Can you suggest any other uses of ears?



**I have noticed that animals' ears are
I think this is so....**

Animals:

- Research animals that are native to Hawaii.
- Make a fact file.
- Make a set of Top Trumps cards.

Zebra	Lion	Guinea pig
		
Foal	Cub	Pup
Mummy's tummy (months) 15	Mummy's tummy (months) 12	Mummy's tummy (months) 5
Weight at birth (kilos) 21.8	Weight at birth (kilos) 2.3	Weight at birth (kilos) 0.2
Independence 6	Independence 8	Independence 8
Mischief 10	Mischief 10	Mischief 5
Cuteness 2	Cuteness 2	Cuteness 5
Zebra live in groups in the savannah and grasslands of Africa. They eat grass, leaves and shrubs. Zebras have very good sight and hearing. This makes it difficult for predators to come near them. Zebra foals are born with brown and white stripes. They can stand up and walk almost immediately.	Lions live in the savannah and grasslands of Africa. They also live in forests in India. Lions hunt and eat other animals, such as zebras and deer. Lionesses have cubs are small, blind and do not have fur. Their mother nurses them for different days in the first few months to protect them from hungry predators.	Guinea pigs are not pigs and they are not from Guinea! They are rodents from South America. Newborn guinea pigs have got teeth, claws and fur. They can eat solid food immediately. In some countries guinea pigs are popular pets. They eat grass, hay, raw fruit and vegetables.

- Research Hawaiian food- yes , the usual McDonalds and KFC will be there- but what about traditional food?
- Draw a thinking map about the food.
- You could make a Hawaiian recipe. Let us know how it turns out!



Topic - Island Life: HAWAII



- Learn to say a few words in Hawaiian . How many can you learn and remember?

Hawaiian for Kids DVD set - Children learning Hawaiian.

- <https://www.youtube.com/watch?v=AzIzfney6Gs>

- Make a Lei garland from circle of newspaper and scrap paper.
- Find out why the Hawaiians give these garlands to people.

Enjoy your learning, make the most of
the sunshine and
stay safe! Xxx



Don't forget to send any pictures
or videos to:

HBNEnquiries@sch.im