

It has been so lovely seeing what all the Reception children have been up over the last few weeks so we thought we would share what we have been up to as well ...

Miss Githinji

Hello Ladybirds and Bumblebees!

I hope everyone is keeping safe at home with your families. I have been missing seeing you all but it has been lovely to see the super home learning and photos that you have been sending in so far, we are pleased that you are enjoying the activities and stories.

As the weather has been so lovely and sunny. I have been keeping myself busy by exploring more of the south of the Isle of Man where I live, taking walks along the beach and spending time in my garden planting lots of new flowers. I have also been trying new exciting recipes and keeping in touch with my friends and family with lots of video calls. I hope we will all be able to be back in school soon, in the meantime stay safe and take care xxx



Mrs Platten

Hello boys and girls! I hope you're all well and having a lovely time at home. It has been wonderful to see all the pictures of what you've been doing: they've put a big smile on my face! I have been busy working at the HBN hub with the children of key workers.

When I'm at home, I have been doing lots of things to keep my mind and body healthy. I have been doing yoga and going for walks. The weather has been beautiful and I've loved going out to see views of the island from the hills. I've been keeping in touch with my family and friends on video chats and I've been especially loving the funny videos of my young nephews. I have loved having the time to teach myself how to bake some new things. I have been out in the garden planting a few seeds, watching the birds that visit (including goldfinches) and sitting out in the sunshine reading lots of books!

Missing you lots! xxx



Miss Slater

Hi everyone! I hope you are all keeping safe and well. From all your lovely photos and videos it looks like you have been keeping very busy and some of you have even won the virtual GROW award! Well done!

I have been busy at home as well as in school, teaching the key worker children who have also been very busy.

I have done lots of jobs around my house, and managed to do lots of painting and decorating. I have also been making things out of wooden pallets. I made a teepee for my nephews, which they loved. I have been trying to keep fit and healthy too by exercising lots and enjoying the lovely weather! I hope that we get to see you all very soon!

I am missing you all! xxx



It has been so lovely seeing what all the Reception children have been up over the last few weeks so we thought we would share what we have also been up to as well ...

Mrs Jackson

Hi everyone. So, last week I was busy at the HBN Hub. We all had a great time learning about 'under the sea'. This week and since we have been at home with our families, I've been busy looking after the animals on the farm, spending time with my ponies and taking my dogs for long walks. The weather has been so great so I have spent time in the garden and even made a new vegetable patch. I miss you all but have been thinking about exciting ideas for us when we get back to school.
Stay safe. xxxx



Mrs Evans

Hello Ladybirds and Bumblebees!
I hope you are all well and keeping safe at home. Since I last saw you I have been at the HUB with some of the children where we made a display about 'under the sea'. Be sure to look out for it when you are back at school. While I've been at home I have been enjoying the sunny weather. I have been out for a walk most days. I have also been busy working hard in my garden. I have planted some flowers and potatoes. In the greenhouse we have tomato, courgette and cucumber plants growing. Hopefully we will get lots of fruit and vegetables in the summer. I have also enjoyed lots of face time calls with my friends and family.
I have loved seeing all your photos of all the great things you've been doing. Please keep them coming. Hope to see you all back in school very soon. xxx



Mrs Sayle

Hello Ladybirds and Bumblebees
I hope you are all keeping well and are having lots of fun at home with your parents. I have been busy over the last few weeks. Each day I've been going on lovely walks with my family and our dog Daisy, she loves the glens and plantations but she especially loves the beach where she swims in the sea! In the garden I have been planting seeds, watching a blackbird build her nest and playing table tennis which has been lots of fun. I'm really enjoying the GROW assemblies on Facebook each week where I can see pictures of your home learning and all the fun you are having. Fingers crossed we will all be back at HBN soon.
I miss you all.
xxx



Staying active

- Roll a dice - can you jump that many times? Hop that many times? etc.
- Check out Boogie Beebies for some fun dance videos with CBeebies presenters

<https://www.bbc.co.uk/programmes/b006mvsc>

Reception Home Learning

w.c. 11.05.2020



Literacy

- Can you create a map of the farm? Can you label it? Can you write some sentences to describe how to find the cow?
- Create some mini-beast fact-files. How many legs does each mini-beast have? Does it have wings? Where does it live?
- Keep practising writing your name and your tricky words. See the sheet for correct letter formation.

Creative

- Can you create the different animals from the farm?
- Decorate ladybird biscuits (see recipe)
- Make your own dotty dice! (Hint: you could use an old tissue box)
- Paint some stones to look like mini-beasts, hide them round the house and have an indoor mini-beast hunt!

Investigation

- Mini-beast hunt! On your daily walk/in your garden have a look for some mini-beasts. How many did you see of each kind? What did you see the most of? Least of?
- Create a "bug hotel" for mini-beasts to live in from recycled and natural materials.

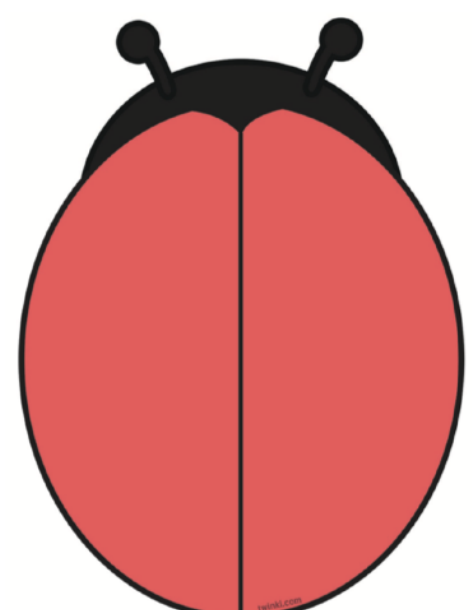
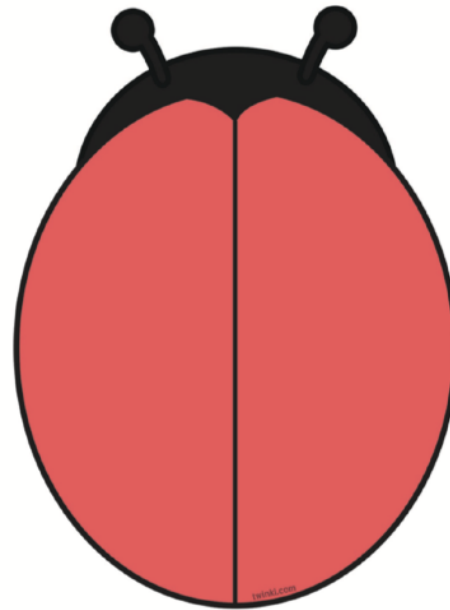
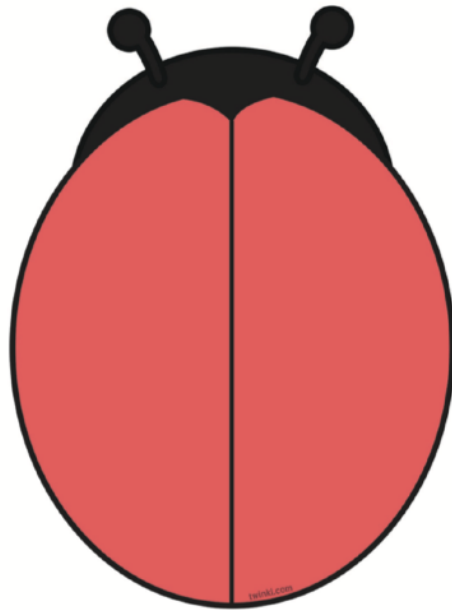
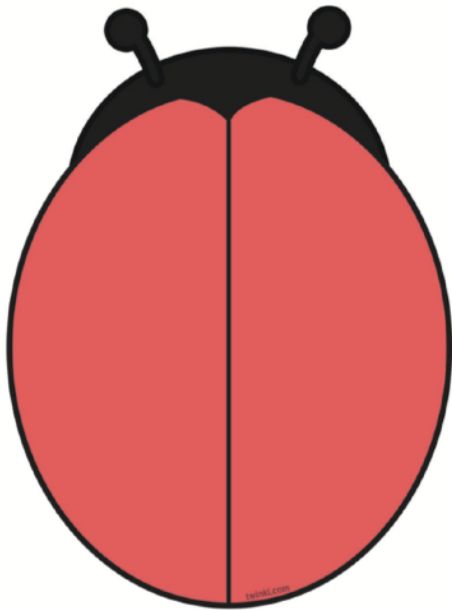
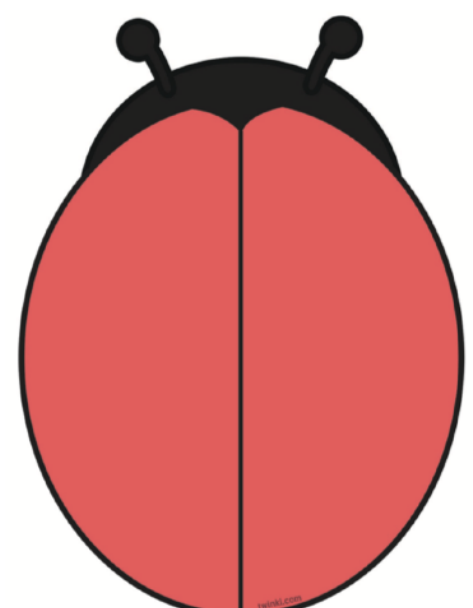
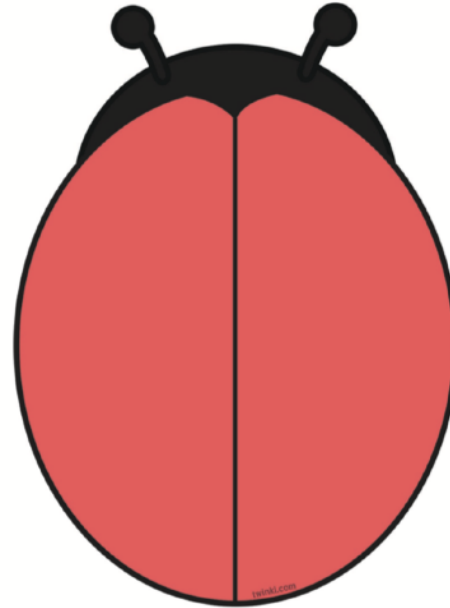
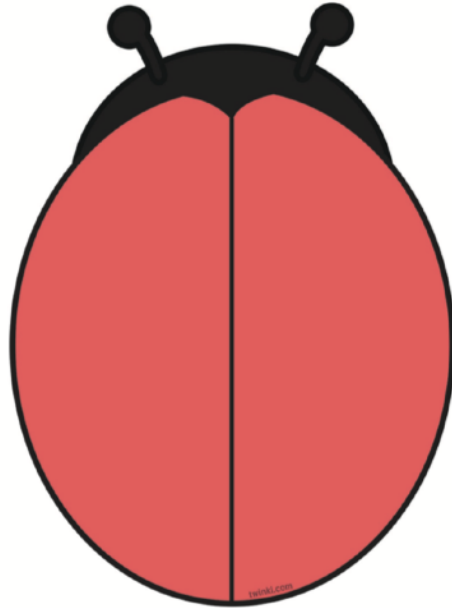

Numeracy

- How many different doubles can you find? (see example)
- Kims game - lay out some shapes, cover with a cloth, grown up takes one away, which one is missing? (see example)
- Roll a dice, put that many spots on one side of a ladybird, repeat to fill the other side. How many spots does your ladybird have? Can you work it out by counting on? (see video)

Ladybird Doubling

When we double we need the same amount of objects on each side. How many doubles can you find using the ladybirds?

E.g. Double 2 is 4!



Starting with a Story

Reception

Talking Together

Use the book or this picture to discuss the animals in the story. Talk about who you are going to draw next e.g. this animal has feathers, this animal has 1 beak or this animal has 4 legs!

Can your child guess?
Get your child to test you - Play I am thinking of an animal!



White Rose Maths

Starting with a Story


Reception

Making Maps

In the story the two baddies make a map of the farmyard in a cunning plan to steal the cow. (Even though it doesn't go well!)

Have a go at making a map of the farm like the baddies using positional language!

e.g. next to, under, over, beside



Starting with a Story


Reception

Kim's Game

In the story "What the Ladybird Heard Next" the two baddies keep on stealing eggs from the hen.

Play Kim's game by laying out different chocolate eggs (or eggs you have made yourself in our past activities) on a tray or on a flat surface. Cover with a cloth. Grown ups take one away. Lift off cloth.

Children tell us which one has gone.

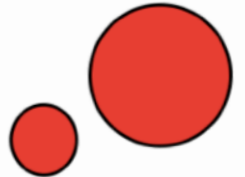


White Rose Maths

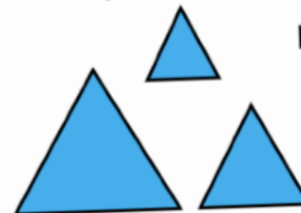
Starting with a Story

Reception

Talking Together




Instead of using eggs you could take this further to help learning shapes by making simple 2D shapes from paper together and using them in the same way. Make different sizes and colours to help with scissor and fine motor skills. Remember to discuss properties like sides and size.



White Rose Maths

Starting with a Story



Ladybird Biscuits

(More ideas later if you are short of ingredients!)

You will need:

1 pack plain biscuits
1 small, red food colouring

Icing sugar

1 small cup of water

Black ready made icing in a tube or block or something similar to make spots and lines like raisins and liquorish.

Optional - edible eyes!



Starting with a Story

Talking Together



1. Lay out your biscuits on a flat surface.
 2. Mix a little water into your icing sugar until it starts to make a really thick paste.
 3. Add red food colouring until the icing goes ladybird red.
 4. Ice your biscuits to look like red ladybird wings.
 5. Roll block icing into a thin sausage and make into a strip down the middle of each biscuit. (Or draw a line with icing or add a strip of liquorish.)
 6. Roll little balls of black icing ready or get your raisins ready!
- Then...



Starting with a Story



Talking Together

Lots of ways of Getting Dotty!



Simply decorate your biscuits with as many spots as you want and then talk about how many you have put on each side of the ladybird! How many spots altogether?

Set a challenge of each biscuit having to have 5 or 10 spots. How many on one side, how many on the other? Talk about the calculation on both sides of the biscuit to make 10.

Another way! Each ladybird must have the same amount of spots on each side. How many different doubles have you got?

What do these make?



Starting with a Story

Talking Together

If you don't have the ingredients - some other ideas!

Use cream cheese instead of icing sugar!

Use chocolate buttons for spots!

Make your own unique bug with different colours and spots using smarties! Give your bug a name!



Cut circles in bread and make ladybird toast with raspberry jam!



Do the activity with dough and buttons for spots!



Minibeast Hunt

Tick the minibeasts that you have found!



spider

☐

woodlouse

☐

slug

☐

butterfly

☐

beetle

☐

wasp

☐

crane fly
(daddy-long-legs)

☐

ladybird

☐

earwig

☐

dragonfly

☐

snail

☐

ant

☐

millipede

☐

worm

☐

fly

☐

caterpillar

☐

bee

☐

Teach Handwriting

Cursive Letters by Family

www.teachhandwriting.co.uk
©2016 Teach Handwriting Ltd

