



Hello 4/5J

I can't believe it's been about 6 weeks since I last saw you all! I wanted to let you know that I'm missing you all lots and can't wait to see your faces again. I hope you've been enjoying spending time with your families and maybe you've even tried something new..... Or discovered something you didn't know you enjoyed before?

I've been enjoying lots of sunny walks with Moby, cooking/baking new vegan recipes, listening to podcasts, reading lots of books and practising my yoga and mindfulness as much as possible. I've also been working in the HBN Hub, it's been so nice to see some of you there. I've even started running..... Moby loves to run with me, he's much quicker than me though which means he can pull me along! We're both enjoying it and it's been great to try something new. Of course, I'm not always active and that's ok! I'm watching different things on TV and Netflix and Moby likes to snuggle up with me when I do. I've been eating lots of cake and Moby has had lots of treats... he loves a pigs ear! He's also really enjoyed looking at all the pictures and home learning you've been sending through, it's made us both smile :)

I hope you're all healthy and staying safe. Remember to be kind to your loved ones and to yourselves too, that's more important than ever right now.

Sending lots of love and lots of cuddles..... and a Moby high five!
Take care, Miss Jones. Xxx





DIALOGUE : What do the characters say ? How do they say it?

Write the dialogue inside speech bubbles for the clips below.

Remember: you do not need to use “..” or a dialogue verb like said/shouted.
But you do need to use other punctuation like . ? ! ,

After some practise of using speech marks in sentences , you will change your
speech bubbles into sentences with direct speech and use “..”.

Rock



Paper



Remember to keep watching the film several times so that you are familiar with the story.



Picture A




I hope you're still enjoying your challenges based on the film *Broken: Rock, Paper, Scissors*, here is the link again for you to keep using:

<https://www.literacyshed.com/a-shed-full-of-animations.html>

Picture B



Picture C



Next, have a look at

<https://www.bbc.co.uk/bitesize/clips/zvftsbk>

Then have a go at pages 10 and 11.

Practise “...” Read the information first.

Then copy the sentences and put in the speech marks and other punctuation.



Maths: Money, Money, Money!

Have a go at the different challenges. How many can you do?



1. True or false?

Liam has enough money to go on the water slide.



Water Slide



Tickets
£1.95

2. Carol's price labels are different. Write the correct amounts into a price list for her.

	Price in £
Duck	
Ball	
Yoyo	
Boat	

1 pound
and 75
pence



1 pound
and 10
pence



3. Poppy and Nick spend all their pocket money at the cafe. If Poppy buys an ice cream, what can Nick buy with the coins that are left?



Menu

Milkshake	£1.66
Hot dog and chips	£3.99
Ice cream	£2.22
Doughnuts	£2.10
Lemonade	£1.70
Pizza	£3.88

What could they buy if they used all the money together instead?

Can you challenge
yourself to **



Or ***



4. True or false?

Tammy has enough money to go to the circus.

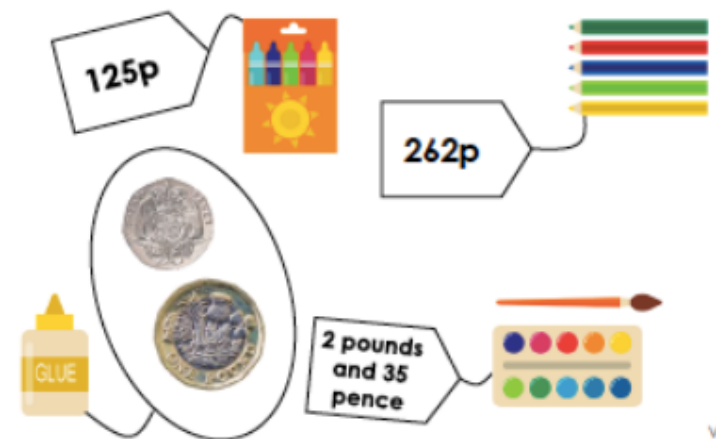


Tip: Cross the coins out as you add them up. Or use real coins if you have them. Good luck! xx

**

5. Jack's price labels are different. Write the correct amounts into a price list for him.

	Price in £ .
Crayons	
Pencils	
Paints	
Glue	



6. Sally and Jonah spend all their pocket money at the toy shop. If Jonah buys a sailing boat, what can Sally buy with the coins that are left?



What could they buy if they used all the money together instead?

Price List	
Teddy bear	£4.72
Sailing boat	£3.75
Joke book	£4.18
Toy car	£7.93
Doll	£5.42
Roller Skates	£8.12



RPS
HW/Ext

7. True or false?

Roger has enough money to go on a hot air balloon ride.



Hot Air
Balloon Rides
£9.99



8. Betty's price labels are different. Write the correct amounts into a price list for her.

	Price in £ .
Coat	
T-shirt	
Hat	
Shoes	



VF
HW/Ext

9. Will and Emily spend all their pocket money at the sports shop. If Will buys a football, what can Emily buy with the coins that are left? Which two other items would use all their money?



What could they buy if they used all the money together instead?



Price List

Football	£5.27
Roller skates	£7.31
Tennis racquet	£12.10
Cricket bat	£12.61
Badminton set	£6.83
Golf balls	£4.79

RPS
HW/Ext

Have a go at some online games:

<https://www.topmarks.co.uk/maths-games/7-11-years/money>

Science

The Ear

Draw a diagram of the ear and label the parts :

Anvil

Cochlea

Ear Drum

Eustachian Tube

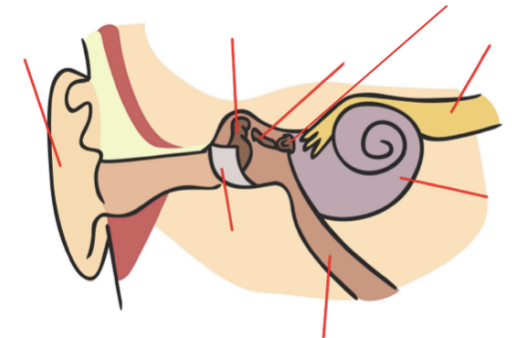
Hammer

Nerve

Pinna

Stirrup

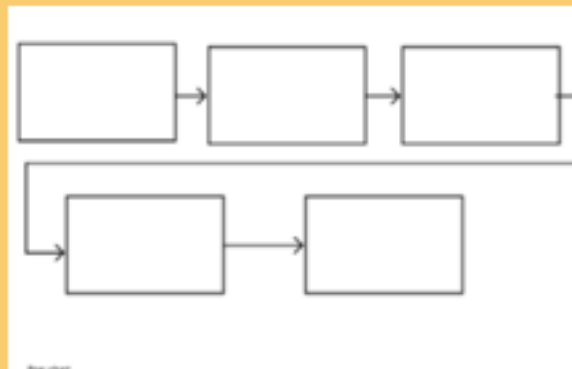
The Ear



Then find out about the function of each part.

How do we hear?

Use a flow map to explain how we hear a sound.



Watch video: <https://www.youtube.com/watch?v=3yqB2KFwJCo>

Make a String Telephone

1. Cut a long piece of string, you can experiment with different lengths .
2. Poke a small hole in the bottom of each cup. (**Ask an adult to help you with this part.**)
3. Thread the string through each cup and tie knots at each end to stop it pulling through the cup (alternatively you can use a paper clip, washer or similar small object to hold the string in place).
4. Move into position with you and a friend holding the cups at a distance that makes the string tight (making sure the string isn't touching anything else).
5. One person talks into the cup while the other puts the cup to their ear and listens, can you hear each other?

Try changing the length of the string - how does this affect your ability to hear the sounds?



Try repeating your conversation at the same distance apart without the telephone. Which is easier to hear- with the telephone or without?

Can you make your telephone work around a corner?

What happens if you tie a knot in the middle of your string? Explain your observation.

Write down the difference in the sound when the string is tight compared to when it is loose.

Draw a labelled diagram of your telephone



How else could you investigate how sound travels?

Topic - Island Life: HAWAII



- Label the islands of Hawaii on a blank map.
- Draw a diagram of a volcano.
- Create a flow map of formation of volcanoes and islands.
- Make a model of a volcano.



- Learn to dance the Hula, famous Hawaiian dances.
 - Create your own dance.
- The Hukilau Song - Hula Dance
<https://www.youtube.com/watch?v=isONIFR8bt8>



"Speech Marks"

We use speech marks when we are writing to show what somebody has said. It is very important to also write who has been talking.

Example :



Put the speech marks in the correct places in the sentences below:

- 1) What time is it? asked Angel.
- 2) I want chicken for dinner, said Monica.
- 3) Can I play on the computer Mum? asked Kayla.
- 4) I would like an ice cream please, said Sarah.
- 5) That costs 12 euro said the shop-keeper.
- 6) Would you like to read a book? asked the teacher.
- 7) John hit me, said Henry.
- 8) Where is the cheese? asked Kayleigh.
- 9) It is time to go to computers, said the teacher.
- 10) What is $10 + 2$? asked Miss Byrne.
- 11) Hooray shouted the children

Speech marks, commas and full stops

Take a look at the sentences below. Where do they need speech marks?

Where do they need commas? Where do they need a full stop?

Write the sentences again.

1. I love to eat sweetcorn carrots potatoes and chicken said Emily.

2. We need to buy milk butter cheese eggs shampoo and soap said Mammy.

3. John said to his friend I know all of the colours of the rainbow.
They are red orange yellow green blue indigo and violet.

4. Emily Eve Sarah and Kayleigh are absent today said the teacher.

Remember to check your work when you are finished.

Now, change your own speech bubbles to sentences with speech marks.
Remember, start a new line when a different character speaks.

Enjoy your learning and stay safe! Xxx



Don't forget to send any pictures
or videos to:

HBNEnquiries@sch.im