



Y2 Home Learning Pack - Week 2



Year 2's challenge of the week!

Hello parents and children of Year Two,
We really are missing all of you!

Right now the world is a little different, we know,
But with patience all of this will go.

Make the most of spare time and the lovely sun,
Play games, do learning and, most of all, have lots of fun!

On walks, Miss Smith has seen dolphins and watched the sun set,
She has loved spending time with Bonnie her pet.

Miss Wright has been baking lots of cake and finding time to run,
Thinking of you all and making the most of the sun!

Mrs Bateman has been using bottles made of plastic,
They make good plant labels, now that is fantastic!

Miss Ward has been a bit of a fixer,
Doing odd jobs outside and using the cement mixer!

At night, Miss Camfield has read lots of books,
From adventures to mystery in her cosy reading nook.

Mrs Clague has been having fun out and about on her bike,
Walking her dog Molly with her family which they like!

In Mrs Rotherham's garden there is plenty of room,
She's been planting, weeding and watching flowers bloom!

We would love to hear what's been going on with you,
So can you write a poem for us too?

Don't forget, we don't expect you to do
all of the learning in the packs each
week. Choose whichever activities you
think sound fun and try to do a range of
subjects.

Adults, we would love to see the
learning your child is doing! We are
doing virtual GROW assemblies posted
on our school Facebook page and
website based on children's home
learning! If you would like to get
involved, email your picture/s to
HBNEnquiries@sch.im

If you have written a poem, this week
we would especially like to see



HOME LEARNING



Week 2 - Fractions (Quarters)




Using Quarters in Real Life

Can you help your adult to quarter food when serving a meal?

Which pizza picture shows one quarter?

Can you name the fractions shown on the other pictures too?

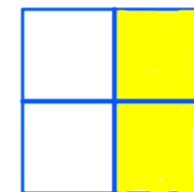
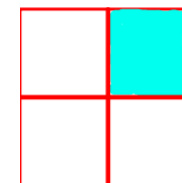
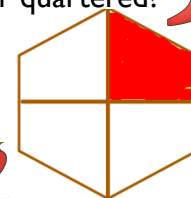

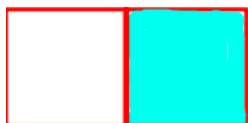


I have quartered 12 tomato slices. Has each character got an equal amount of tomato on their quarter slice?



1/2 or 1/4?

We find a good way to remember the difference between halves and quarters is that $1/2$ is when one whole is split into **two** equal parts, and $1/4$ is **four** equal parts. Can you say if each of these are $1/2$ or $1/4$? Can you spot the shape that hasn't been halved or quartered?



Can you solve this word problem? Do you need to find $1/4$ or $1/2$? What is the answer? Miss Smith, Miss Wright, Miss Camfield and Miss Ward have a pack of biscuits to share. In the pack there are 20 biscuits. How many biscuits do they each get?

This week's Mental and Oral Game:

Number of the Day

Here's an example of the number clues you could give to your child: What number am I thinking of?

Clue 1: It has 2 tens.

Clue 2: It is an even number.

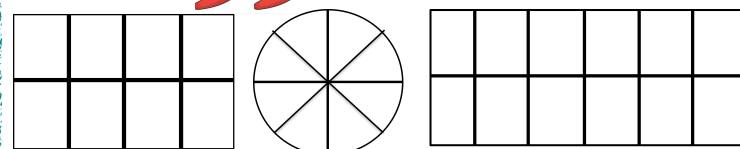
Clue 3: It is bigger than 22 but smaller than 26.

One Quarter of Shapes

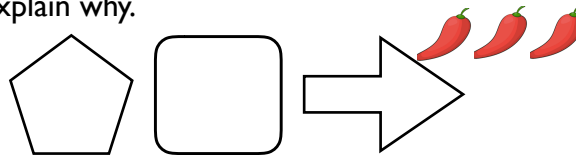
Draw these shapes on paper and cut them out. Can you fold them into 4 quarters by folding in half and half again?



Draw these segmented shapes. Can you colour in $1/4$ of these shapes?



Which of these shapes cannot be folded into 4 equal quarters? Explain why.



One Quarter of a Number

Solve these practically with any small object (e.g. toy cars, sweets):

$$1/4 \text{ of } 8 =$$



$$1/4 \text{ of } 4 =$$

$$1/4 \text{ of } 16 =$$

$$1/4 \text{ of } 12 =$$

$$1/4 \text{ of } 20 =$$

Solve these mentally by halving and halving again:

$$1/4 \text{ of } 8 =$$



$$1/4 \text{ of } 4 =$$

$$1/4 \text{ of } 16 =$$

$$1/4 \text{ of } 20 =$$

$$1/4 \text{ of } 100 =$$

Quarter of a number investigation!

Test these numbers. Can you quarter them? - Tick or cross each number. How do you know if they are quartered? Which kind of numbers can you quarter equally?

6

20

15

16

9

4

14


Are we correct? How do you know?

$$1/4 \text{ of } 24 = 12$$



Rumble in the Jungle

Listen to the story here before you begin!



<https://www.youtube.com/watch?v=ziGnMmdyjis>

Rhyme Time!

It's your turn to create your own rhyming couplet about some animals of your choice!

Rhyming Couplet:

Two lines that rhyme at the end.

For example:

*My ginger cat is so soft and **sweet**
Especially when she wants a **treat!***

Animals Similes

A simile is when two things are compared using **like** or **as**.



For example:

As blind **as** a bat.



He jumps **like** a kangaroo.



As busy **as** a bee.

Can you write down some similes to describe an animal?

LITERACY

Let's write a story!

- Complete the attached story setting frame based on Rumble in the Jungle!
- Now, use your story setting frame to write your very own Jungle Story! Use your story setting frame to help you with your story opening. You could begin with one of the following story starters:
 - One day there lived...
 - Once upon a time in a mysterious jungle...
 - It was a wild, dark and stormy night....
- Finally, draw a detailed picture to go with your Jungle Story!

Choose your favourite story book that you have read this week.

Complete the following tasks:



- Draw a picture of your favourite part of the story and describe what you have drawn.
- Find 5 interesting words in the text. Write down the meaning of each word then use each one in a sentence of your own.
- Draw a cartoon strip of the main events in the story you have read and label it.

How many words can you list using the following sounds:

oo	ar	ow
igh	ay	or
ee	ie	ear
ph	oa	er

Now choose a word from your list.


Can you put that word into a sentence including one of the tricky words below?

because	there	Mr
people	asked	friends
Mrs	could	called

Remember:



Challenge



Can you create a story bag?

Find a bin bag and collect items to go in it that relate to a well known story. If you can't find an item, you

Use what you have found to retell the story!

Jungle Story Setting

Where is this setting located?

What happened here?

What does it smell like here?

Picture of my setting

What can you see?


What can you hear?

What are the weather conditions like?

SCIENCE

I can understand the life cycle of a plant.

Click here to watch BBC Bitesize - The Life Cycle of Plants - <https://vimeo.com/218127170>



Challenge 1

With an adult's help, see if you can find a plant in your garden or local area (if this is not possible you can simply draw a plant of your choice). Now using a piece of plain paper, dissect (separate/ carefully pull apart) the plant onto the page. Now using a pen or pencil, label the parts of the plant.

Use [Word Bank 1](#) to help you.

Word Bank 1

Stem
Root
Leaves
Petals
Seeds

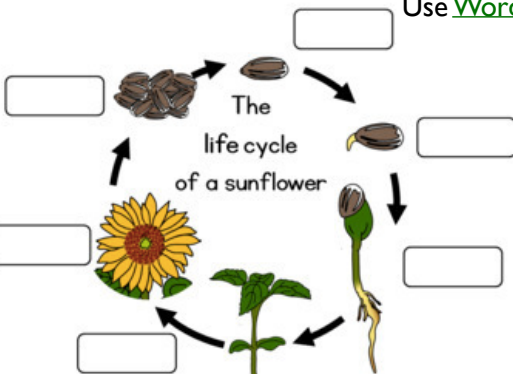
Challenge 2

Watch the BBC Bitesize video clip. Now, see if you can complete a life cycle of a flower on plain paper, like this one below. Starting with the seeds and finish with the flower.

Use [Word Bank 2](#) to help you.

Word Bank 2

Flower
Stem and leaves
Roots
Seed shoots
Seed



Our Topic is...



Let's Get Creative!

**I can use pencils, pastels in my drawings.
I can design and create a model.**

Junk modelling!

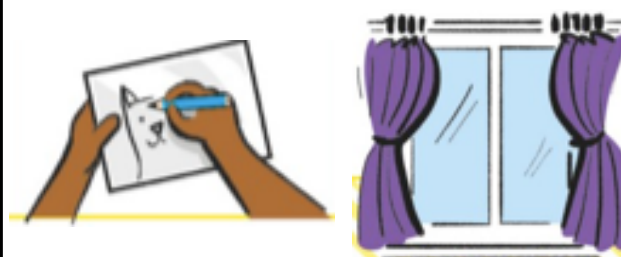
- Collect and recycle materials such as yoghurt pots, toilet rolls and boxes and see what you can create with them.
- Can you make a jungle animal using junk model materials?

Get Sketching!

Find a photograph or picture of a person, place or object and sketch it using a pencil or crayon.

Draw a view.

Look out of your window and draw what you see.



PS. Don't forget to check out Mrs Bateman's Geography challenge!

PE

I can practise my balance.

Lots of animals, like cats and squirrels, have amazing balance!

- Can you create an obstacle course for you and your family to complete?
- Time yourself. Can you get quicker?
- Can you complete your obstacle course with something balancing on your head?
- Be like a flamingo! How long can you balance on one leg for? Can you beat your time?
- Can you stand on one leg while catching an object?



Emotional Health



I can talk about why I love my family.

- All families are unique! What is special about your family that you live with?
- Draw a picture of the family you can't be with at the moment. Talk about what you love and miss about them!
- With an adult, write a text/email/letter to send to someone in your family that you can't see at the moment. Tell them what you love about them and what you'd like to do with them when you next see each other.