



Y2 Home Learning Pack - Week 1



Hello! We hope you had a great Easter and are having fun at home. We are super proud of all the home learning you have been up to!

So that you don't miss out on the learning we had in store for this half term, we are going to send you a learning pack each week so you and your adult/s know what we would be learning about if we were in school. Try your best with whatever you can and don't forget, keep positive and be determined! We miss you lots and hope to see you soon!

Stay safe and keep smiling :)
Miss Smith and Miss Wright



Guidance

Phonics - Whenever possible, please keep up with playing Phonics games and practising key Phonics sounds and words on the General Home Learning page that was originally sent out.

Maths - Each week we will send you learning activities based on a different skill to practise. All activities can be drawn/written on paper. You can choose the difficulty of activity by choosing the chilli challenge level:



= mild



= spicy



= HOT! HOT! HOT!

Adults, we would love to see the learning your child is doing! We are doing virtual GROW assemblies posted on our school Facebook page based on children's home learning! If you would like to get involved, email your picture/s to HBNEnquiries@sch.im


Week 1 - Fractions (Halving)



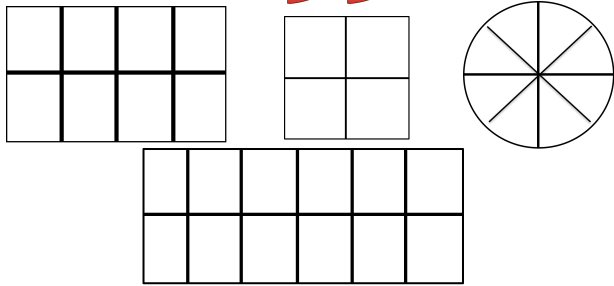
MATHS!

One Half of Shapes

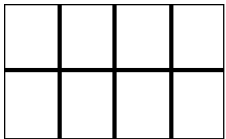
Draw these shapes. Can you colour in $\frac{1}{2}$ of these shapes?



Draw these segmented shapes. Can you colour in $\frac{1}{2}$ of these shapes?



Draw three of this segmented shape. Can you think of three different ways of colouring in $\frac{1}{2}$ of the shape? Remember, it doesn't have to be symmetrical; halving means two equal amounts.



This week's Mental and Oral Game: **Beat the Timer!**


1. Ask your adult to give you addition/subtraction/multiplication questions to solve.
2. Put the timer on and see how many you can answer in the allotted time!
3. Can you beat your score?

One Half of an Amount

Just like the pictures of Rex from Toy Story, draw an amount of your favourite toy, then circle half of them.

Can you write the number sentence? E.g. for my pictures of Rex, my number sentence would be $\frac{1}{2}$ of 8 = 4.

Can your adult draw one of their own for you to check? Are they correct or incorrect? Explain why.



One Half of a Number

Can you solve these? Use objects to help you if you need.

$$\frac{1}{2} \text{ of } 8 =$$

$$\frac{1}{2} \text{ of } 14 =$$

$$\frac{1}{2} \text{ of } 6 =$$

$$\frac{1}{2} \text{ of } 2 =$$

$$\frac{1}{2} \text{ of } 12 =$$

$$\frac{1}{2} \text{ of } 10 =$$

Can you solve these?

$$\frac{1}{2} \text{ of } 18 =$$

$$\frac{1}{2} \text{ of } 24 =$$

$$\frac{1}{2} \text{ of } 36 =$$

$$\frac{1}{2} \text{ of } 20 =$$

$$\frac{1}{2} \text{ of } 16 =$$

$$\frac{1}{2} \text{ of } 100 =$$

$$\frac{1}{2} \text{ of } 50 =$$

Half of a number investigation!

Test these numbers. Can you halve them? - Tick or cross each number. How do you know if they are halved? Which kind of numbers can you halve equally?

6 22 15 18
9 3 14

Are we correct? How do you know?

$$\frac{1}{2} \text{ of } 12 = 7$$

I have been doing my home learning too! Can you check that I have coloured in half of these shapes correctly? Give it a tick or a cross so I know which ones to check.

On a piece of paper can you correct the ones I got wrong?

Looking at the ones I got wrong, can you explain to an adult how you know it is not half?

1		5	
2		6	
3		7	
4		8	

LITERACY



← Circle map

Choose a setting

- Write down as many exciting adjectives as you can for your chosen setting, using a **circle map**.
- Think about your senses - what can you see, hear and smell?
- Write your own story including your chosen **setting**, **two main characters** and an **exciting incident**. Include some adjectives from your circle map when describing your setting.

Try and refer to the success criteria when writing your story!

Make a poster of 5 words you find tricky to spell.

climb beautiful
because their
people

Put the tricky part in a different colour.




house



beach



snowstorm



river



Success Criteria

Time connectives
(just then, suddenly)

Adjectives

Full stops

Capital letters

Finger spaces

Read it again



Choose your favourite story book that you have read this week. Complete the following tasks:

- Re-design the book cover on some plain paper.
- Write your own blurb for your story, detailing the main events and finish with a cliff hanger!
- Write down 5 questions that you would ask the main character. Now, can you answer the questions as the character, using a different colour pen?
- Write down your own alternative ending to the story, you could even include illustrations!



Let's Read

Remember, try and make some time to **read** to yourself or an adult this week, maybe even in a comfy reading den!

Reading is a great way to break up the day, practise your phonics skills and simply to relax - make time for this during your day.



Write a Diary * Challenge *

You might want to start keeping a **diary**; one day these events that we are living through will be history and interesting for people to learn about. So try to keep up-to-date through Newsround and write down the key events taking place around the world and what you get up to as well!

SCIENCE

I can understand what plants need to survive.

- In your garden or on your daily exercise, investigate any plants you see. Talk about what they need to survive.
- Observe how insects use the plants.
- If you are able to, choose two plants. Put one in a dark room without water and the other in sunlight and water it every day.

1. Make a prediction about what you think will happen to each flower.
2. Observe the flowers each day to see what changes. Note your observations down.
3. On the last day, write down and talk about how the flowers and soil look and feel different.
4. Write a conclusion about what you have found out.



PS - Each week, Mrs Bateman is sharing extra gardening and out door challenges, check them out too!

Our Topic is...



Let's Get Creative!

I can create patterns using different colours.

Can you create artwork using patterns? For example, using pencil colours, felt tips or paints, can you recreate this artwork of animal prints?



ICT

I can create a fact page about an animal.

- With an adult, can you research your favourite animal? Find out which part of the world they come from, what they eat, what size they grow to, what their babies are called etc.
- Can you type up some of your favourite facts, either on a tablet or computer?
- Can you copy and paste an image from Google for your fact page?

PE



I can practise key athletic skills.

Even though the Olympics 2020 has been postponed, you can still have your own mini Olympics! You can set up athletics competitions with your family or simply practise the activities on your own!

- Long jump and triple jump
- High jump
- Sprinting
- Long distance - you can do this in a garden or on your daily exercise (Don't forget stamina!)



Investigate ways of making your heart beat faster without running.



Classroom secrets



Pick any animal. Describe it without saying its name.



Can your family guess the animal you are describing?

Classroom secrets