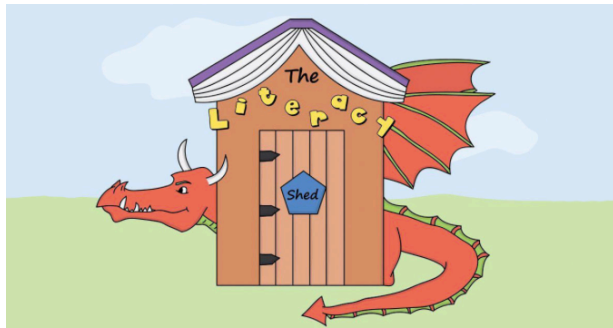




Year 4/5 Home Learning- Week 1



In school we enjoy using The Literacy Shed to help inspire our writing. www.literacyshed.com



Watch the film several times so that you are familiar with the story.

OVER THE NEXT FOUR WEEKS, we would love you to complete lots of writing challenges based on the film **Broken: Rock, Paper, Scissors**, before you have a go at writing the story.

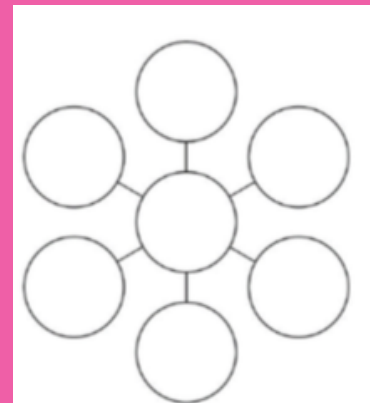
Click on the link below to watch.

<https://www.literacyshed.com/a-shed-full-of-animations.html>

Create a story map to tell the story to another person.

Make a bubble map for each character.

Remember to include appearance and personality (this will help you later when you write the story).



Write a paragraph about each character. Rock, Paper and Scissors. Remember to use capital letters and full stops!

ABC

capital
letters



full
stops



Play a game of Rock,
Paper, Scissors!

Make models of the
characters using
your toys or other
junk materials.

Extra fun!!



Use your models to role play
parts of the story. You
could ask an adult/sibling to
film you!



Maths: Money, Money, Money!!



Have a go at the
different challenges.
How many can you do?

- Make 10p using only bronze coins.
- Make 50p using only silver coins.
- Make £1 using only silver coins.

Is there more than one way of doing it?

Can you challenge
yourself to ** or
*** ?

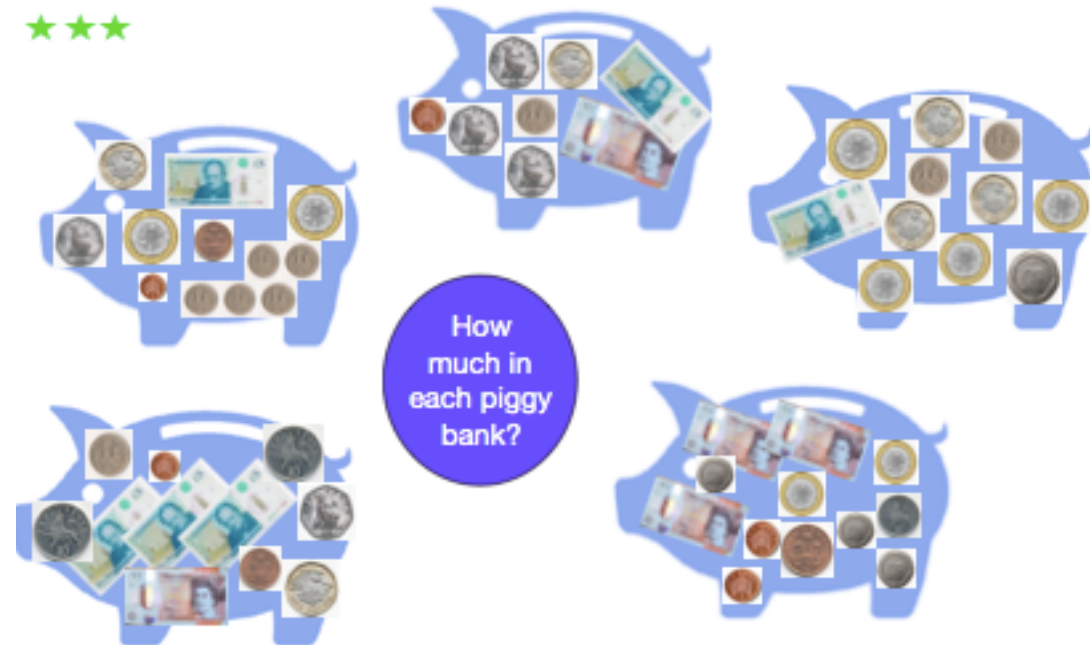

Tails to Heads



- Put four coins in a row .
- Turn over any **different three** coins : this counts as **one** move.
- How many moves will it take to change all coins to heads?
- You have to turn three coins over each move.
- Explain how you did it using diagrams.



Count the money in each piggy bank. Double check the value of the coins. Do you have these coins at home? Can you make the same amounts?





Now have a go at
making these amounts.

Good luck!



Have a go at some online
games:

[https://www.topmarks.co.uk/
maths-games/7-11-years/money](https://www.topmarks.co.uk/maths-games/7-11-years/money)

Extra Challenges!!

Choose two amounts from your piggy bank:

- Use a column method to add them together.
- Show your calculations in another way - maybe, drawing place value counters or a part whole diagram.
- Now try adding 3 amounts in a column - remember to show any carrying/exchange.
- Can you add two amounts in your head? What about three amounts?

Keep practising your times tables.
Don't forget TT Rockstars and Hit
the Button!



Science: Do what you can with materials you may have at home. You might have ideas for alternative materials.

Remember to ask an adult before you use resources/equipment from around the house.

Learn safely!

What is sound?? Click this video and find out!

<https://www.bbc.co.uk/teach/class-clips-video/music--science-ks2-what-is-sound/zbnmhbk>



How many different sounds can you make?
Use your voice, body parts, objects...
anything suitable that you can find.

Challenge the other people in your household: who can make the most sounds?

Then sort the sounds into loud or soft noises. How might you record these?



HUM a favourite song or tune. Then squeeze your nostrils together and continue humming. How does this change the sound? Why do you think this is?


**Make a list of sounds around you .
Can you hear the same sounds at
different times of the day?**

Draw a chart like the one opposite.

Record the sounds that you can hear at two times (am/pm)

Afterwards, explain the results of your survey.

[illegible]




Spelling

Investigating spelling rules for the suffixes -tion, -sion and -ssion.

Suffixes

- The suffixes -tion, -sion, -ssion and -cian all make a 'shun' sound.
- Certain rules are helpful when choosing the correct ending to put at the end of a root word.




Suffix -tion

-tion is the most common 'shun' suffix.

subtract + tion	Subtract	tion
complete + tion	complete	tion


Can you see what is happening?

If a word ends in an **t** or **te** you must drop the **t** or **te** before adding 'tion'.




Suffix -tion

- The suffix -tion means 'the act of'. For instance, digestion means 'the act of digesting'.
- This is the most common 'shun' ending.








What is a suffix?

- A suffix is a group of letters that comes at the end of a word.
- They change the meaning of words.
- Knowing the rules for suffixes can help us to understand and spell words better.


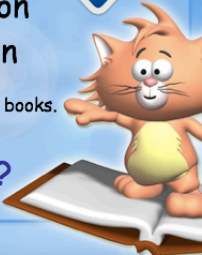


Have a go at adding 'tion' to these words in your books.

	invent	invention	
	inject	injection	
	hesitate	hesitation	
	complete	completion	
	direct	direction	
	create	creation	

Finished? Put some of these words into sentences in your books.

Did you get them right?
Well done!

LIST 1

action
auction
caption
condition
digestion
edition
fiction
friction
invention
location
lotion
mention
motion
nation
potion
portion
question
ration
relation
station

LIST 2

adoption
celebration
cooperation
description
education
exhaustion
explanation
generation
illustration
interpretation
multiplication
narration
navigation
partition
population
protection
quotation
revolution
situation
suggestion

LIST 3

abbreviation
acceleration
appreciation
cancellation
communication
dehydration
deforestation
differentiation
extinction
legislation
negotiation
occupation
pasteurisation
prescription
recommendation
repetition
specification
suggestion
synchronisation
vaccination

- Learn to spell the words from your list over 2 weeks.
- Find out what they mean if you don't already know.
- Write sentences using the words to show that you understand their meanings.
- Find other words with the same pattern tion at the end.



Enjoy your learning
and stay safe! Xxx

